

























OFFICE/RECEPTION

PROFESSIONAL CHEMICALS

Cleaned Surfaces Type of surface	Type of product	Method of use	Concentration
REGULAR CLEANING of high-gloss surfaces 	 Clinex Blink	Manual cleaning	For daily care: 50 to 150 ml per 10 liters of water.
REGULAR CLEANING all kinds of floors 	 Clinex Floral	Manual cleaning	For daily care: 50 ml per 10 liters of water. For heavy dirt: 100 ml per 10 liters of water.
REGULAR CLEANING laminate floors 	 Clinex Wood &Panel	Manual cleaning	For daily care: 50 ml per 10 liters of water. For heavy dirt: 100 ml per 10 liters of water.
THOROUGH CLEANING floors, PVC, ceramic, linoleum 	 Clinex Floral Forte	Manual cleaning	For heavy dirt: 100 ml per 10 liters of water.
REGULAR CLEANING Windows, elements made of glass, mirrors 	 Clinex Glass	Shake before use. Spray small amount of liquid on the cleaned surface and then polish it with a dry cloth.	Ready-for-use product.
REFRESHING OF ROOMS 	 Clinex Air	It is recommended to spray 1 to 5 times, depending on the expected result and the size of a room. Spray in the corners of rooms.	Ready-for-use product.
REGULAR CLEANING shining effect wood, MDF furniture, wardrobes, desks, chairs 	 Clinex Delos Shine	Shake before use. Apply the preparation directly on surface to be cleaned or spray it onto a soft, clean cloth and then wipe the surface.	Ready-for-use product.
FOR STAINLESS STEEL deep cleaning 	 Clinex Steel	Shake before use. Apply the preparation directly on surface to be cleaned or spray it onto a soft, clean cloth and then wipe the surface.	Ready-for-use product.
FOR STAINLESS STEEL Regular cleaning and care 	 Clinex Shine Steel	Shake before use. Apply the preparation directly on surface to be cleaned or spray it onto a soft, clean cloth and then wipe the surface.	Ready-for-use product.
REGULAR CLEANING LCD screens 	 Clinex LCD	Shake before use. Apply the preparation directly on surface to be cleaned or spray it onto a soft, clean cloth and then wipe the surface.	Ready-for-use product.
FOR PLASTIC SURFACES Regular cleaning and care 	 Clinex Fast Plast	Shake before use. Apply the preparation directly on surface to be cleaned or spray it onto a soft, clean cloth and then wipe the surface.	Ready-for-use product.
THOROUGH CLEANING carpets, upholstered furniture, wall-to-wall carpeting 	 Clinex Textile SHP	Shake before use. Carpet or wall-to-wall carpeting should be thoroughly vacuumed. The colour fastness should be checked in a less visible place. To this end the diluted preparation should be applied to surface with white cloth. Apply the diluted solution to a surface to be cleaned. Clean (scrub) until the dirt dissolves. Avoid excessive soaking of surfaces to be cleaned. Collect dirty foam with a wet cleaning vacuum cleaner.	For cleaning use a solution of 20-50ml per 1 liter of water.
REGULAR CLEANING Windows, elements made of glass, mirrors 	 Clinex Glass Foam	Shake before use. Apply the preparation directly on surface to be cleaned or spray it onto a soft, clean cloth and then wipe the surface.	Ready-for-use product.
REFRESHING OF ROOMS 	 Clinex Scent	It is recommended to spray 2 to 3 times, depending on the expected result and the size of a room.	Ready-for-use product.