





























DINING ROOMS

Cleaned Surfaces Type of surface	Type of product	Method of use	Concentration
REGULAR CLEANING of high-gloss surfaces 	 Clinex Blink	Manual cleaning	For daily care: 50 to 150 ml per 10 liters of water.
REGULAR CLEANING all kinds of floors 	 Clinex Floral	Manual cleaning	For daily care: 50 ml per 10 liters of water. For heavy dirt: 100 ml per 10 liters of water.
REGULAR CLEANING laminated floors 	 Clinex Wood & Panel	Manual cleaning	For daily care: 50 ml per 10 liters of water. For heavy dirt: 100 ml per 10 liters of water.
REGULAR CLEANING PLASTIC SURFACES 	 Clinex Fast Plast	Shake before use. Spray small amount of liquid on the cleaned surface and then polish it with a dry cloth.	Ready-for-use product
REGULAR CLEANING Windows, elements made of glass, mirrors 	 Clinex Glass	Shake before use. Spray small amount of liquid on the cleaned surface and then polish it with a dry cloth.	Ready-for-use product
REFRESHING OF ROOMS 	 Clinex Air	It is recommended to spray 1 to 5 times, depending on the expected result and the size of a room. Spray in the corners of rooms.	Ready-for-use product
REGULAR CLEANING shining effect wood, MDF furniture, wardrobes, desks, chairs 	 Clinex Delos Shine	Shake before use. Apply the preparation directly on surface to be cleaned or spray it onto a soft, clean cloth and then wipe the surface.	Ready-for-use product
REGULAR CLEANING Countertops and bar appliances 	 Clinex Table	Shake before use. Apply the preparation directly on surface to be cleaned or spray it onto a soft, clean cloth and then wipe the surface.	Ready-for-use product
THOROUGH CLEANING carpets, upholstered furniture, wall-to-wall carpeting 	 Clinex Textile Foam	Shake before use. Spray evenly on surface to be cleaned from a distance of approx. 20 cm, wait 1 minute and then clean with a brush or sponge. No rinsing is required. Note: Make a test in a less visible place to check the color fastness.	Ready-for-use product
FOR STAINLESS STEEL Regular cleaning and care 	 Clinex Shine Steel	Shake before use. Apply the preparation directly on surface to be cleaned or spray it onto a soft, clean cloth and then wipe the surface.	Ready-for-use product
PERIODIC DESCALING Dish- washers, kettles, heaters 	 Clinex Desto- ner	Preparation for removing scale from kitchen and other food related appliances. Shake before use.	Average concentration: 30-200ml per 1 liter of water (reaction time: 15-30 minutes). Repeat, if necessary. When used in dishwashers, the descaler concentration should be 30-200 ml per wash cycle.
SURFACE DISINFECTION pieces of furniture, tables, chairs, cabinets 	 NPS Table	Before product application thoroughly wash surfaces to be disinfected in order to remove any dirt and dust. Shake before use. Spray approx. 15 ml of liquid onto a surface to be disinfected and leave for approx. 15 minutes. Use regularly. Recommended temperature of use: 20°C.	Ready-for-use product
CLEANING AND DISINFECTION OF WASHABLE SURFACES also for surfaces with food contact 	 Clinex Barren	Prepare a solution of required concentration (see information next to). Apply to surfaces with a sponge, mop, spraying equipment or foam-forming lance. Clean to remove dirt. For germicidal disinfection leave the product on surface for at least 5 minutes. For fungicidal disinfection leave it for at least 15 minutes. Then rinse with potable water.	Germicidal disinfection: 1% solution, contact time: at least 5 minutes. Fungicidal disinfection: 0.5% solution, contact time: at least 15 minutes.
REGULAR CLEANING Windows, elements made of glass, mirrors 	 Clinex Glass Foam	Shake before use. Spray small amount of liquid on the cleaned surface and then polish it with a dry cloth.	Ready-for-use product