























## TOILETS

Cleaned Surfaces Type of surface	Type of product	Method of use	Concentration
 REGULAR CLEANING ceramic floors	 <b>Clinex Glazur</b>	Manual cleaning.	For daily care: 50 to 150 ml per 10 liters of water.
 REGULAR CLEANING Sanitary facilities (toilet bowls, urinals, bidets, washbasins)	 <b>Clinex W3 Multi</b>	Shake before use. Apply the preparation on dirty surface, wait approx. 1 minute and then thoroughly rinse with water.	Ready-for-use. Cleaning of washable surfaces: 50-300ml per 10 liters of water.
 REGULAR CLEANING Sanitary facilities (ceramic tiles, bathtubs, shower cubicles)	 <b>Clinex W3 Active</b>	Shake before use. Apply the preparation on dirty surface, wait approx. 1 minute and then thoroughly rinse with water.	Ready-for-use product
 THOROUGH CLEANING Sanitary facilities (ceramic tiles, bathtubs, shower cubicles)	 <b>Clinex W3 Forte</b>	Shake before use. Apply the preparation on dirty surface, wait approx. 1 minute and then thoroughly rinse with water.	Ready-for-use product
 REGULAR HAND WASHING	 <b>Clinex Liquid soap</b>	Apply small amount of product on hands, lather and then thoroughly rinse with water.	Ready-for-use product
 REFRESHING OF ROOMS	 <b>Clinex Air</b>	It is recommended to spray 1 to 5 times, depending on the expected result and the size of a room. Spray behind toilet bowls, urinals or in the corners of rooms.	Ready-for-use product
 REFRESHING OF ROOMS	 <b>Clinex Air Plus</b>	It is recommended to spray 1 to 5 times, depending on the expected result and the size of a room. Spray behind toilet bowls, urinals or in the corners of rooms. ALERGEN FREE.	Ready-for-use product
 REGULAR CLEANING Windows, elements made of glass, mirrors	 <b>Clinex Glass Foam</b>	Shake before use. Spray small amount of liquid on the cleaned surface and then polish it with a dry cloth.	Ready-for-use product
 CLEANING AND DISINFECTION OF WASHABLE SURFACES ceramic tiles, bathtubs, shower cubicles, floors	 <b>Clinex Barren</b>	Prepare a solution of required concentration (see information next to). Apply to surfaces with a sponge, mop, spraying equipment or foam-forming lance. Clean to remove dirt. For germicidal disinfection leave the product on surface for at least 5 minutes. For fungicidal disinfection leave it for at least 15 minutes. Then rinse with potable water.	Germicidal disinfection: 1% solution, contact time: at least 5 minutes. Fungicidal disinfection: 0.5% solution, contact time: at least 15 minutes.
 REGULAR CLEANING Floors, sanitary facilities	 <b>Clinex M3Acid</b>	Manual cleaning.	Daily care: 10-50 ml per 10 liters of water. Thorough cleaning: 200-1000ml per 10 liters of water.
 REGULAR CLEANING bathtubs, shower trays, shower cubicles, fittings, shell, urinals, tiles, washbasins, tiles ceramic.	 <b>Clinex W3 Active Shield</b>	Spray the preparation onto the surface to be cleaned, remove dirt and residues. In order to create the active shield spray the preparation onto the surface once again, do not wipe dry, and rinse off with water.	Ready-for-use product