





























KITCHEN

Cleaned Surfaces Type of surface	Type of product	Method of use	Concentration
 CLEANING IN AUTOMATIC DISHWASHERS dishes, cutlery	 Clinex Dish Wash	Use as recommended by manufacturer of the dishwasher.	Recommended concentration: 1 to 5ml per 1 liter of water, depending on how dirty the dishes are.
 CLEANING IN AUTOMATIC DISHWASHERS dishes, cutlery	 Clinex Dish Hard	Use as recommended by manufacturer of the dishwasher. FOR HARD WATER	Recommended concentration: 1 to 5ml per 1 liter of water, depending on how dirty the dishes are.
 CLEANING IN AUTOMATIC DISHWASHERS glas, dishes, cutlery	 Clinex Dish Glass	Use as recommended by manufacturer of the dishwasher. PRODUCT CAN BE USED ALSO FOR WASHING DISHES IN SOFT WATER <17°dH.	Recommended concentration: 1 to 5ml per 1 liter of water, depending on how dirty the dishes are.
 POLISHING IN AUTOMATIC DISHWASHERS dishes, cutlery	 Clinex Dishine	Use as recommended by manufacturer of the dishwasher.	Recommended concentration: 1 to 5ml per 1 liter of water, depending on how dirty the dishes are.
 HAND WASHING OF DISHES dishes, cutlery	 Clinex Hand-Wash	Use 0.5-1% solution (add 50 to 100 ml of liquid to 10 liters of water). The concentration shall depend on the number of dishes to be cleaned and the amount of dirt. In case of heavy dirt: use more concentrated cleaning solution. Thoroughly rinse clean dishes with water and let them dry.	Ready-for-use product
 PERIODIC DESCALING Dishwashers, kettles, heaters	 Clinex Destoner	Preparation for removing scale from kitchen and other food related appliances. Shake before use.	Average concentration: 30-200ml per 1 liter of water (reaction time:15-30 minutes). Repeat, if necessary. When used in dishwashers, the descaler concentration should be 30-200 ml per wash cycle.
 THOROUGH CLEANING Convection ovens	 Clinex Smog	Shake well before use. Manual cleaning – heat up or cool down the oven to 40 – 50 °C, apply undiluted cleaning agent evenly on the surface, close the oven door. Leave for several minutes to dissolve dirt. Next, enable the function of cooking in the temperature of 50 – 60 °C (vapour on the walls of the oven will make the dirt flow down). Rinse the cleaned surface thoroughly with water. Cleaning of the oven featuring a self-cleaning routine: insert the pipe into the canister and follow the recommendations of the manufacturer of the device. Important: once the cleaning is completed, wipe the door seals with a damp cloth thoroughly.	Ready-for-use product
 THOROUGH AND REGULAR CLEANING WASHING OF WORKING CLOTHES. For removal of oily stains	 Clinex 4 Dirt	Hand or machine washing. Washing of working clothes.	Depending on the amount of dirt use dilution: 50 to 500 ml per 10 L of water. Washing of working clothes: 10 to 100 ml per 10 L of water. clothes: 10 to 100 ml per 10 liters of water.
 PERIODIC CLEANING, DEGREASING Floors, walls, window sills	 Clinex S5	Apply the solution on surface to be cleaned using a pressure or foaming device, wait about 1 minute and then rinse with water.	Cleaning: 5-50ml per 1 liter of water.
 FOR STAINLESS STEEL Deep cleaning	 Clinex Steel	Shake before use. Spray the cleaner onto a surface to be cleaned, scrub and then rinse with large amounts of clean water. Wipe dry.	Ready-for-use product
 REGULAR CLEANING Convective equipment (grills, ovens)	 Clinex Grill	Always use in cold ovens and on cold grills. Shake before use. Evenly apply the undiluted preparation on surfaces to be cleaned. Leave it for approx. 1 minute until it dissolves all the dirt and then rinse the surfaces thoroughly with water. It can be used in „active foam” technology. Do not apply on surfaces that are little resistant to alkalis.	Ready-for-use product
 SURFACE DISINFECTION countertops, devices, door handles	 NPS Table	Before product application thoroughly wash surfaces to be disinfected in order to remove any dirt and dust. Shake before use. Spray approx. 15 ml of liquid onto a surface to be disinfected and leave for approx. 15 minutes. Use regularly. Recommended temperature of use: 20°C.	Ready-for-use product
 CLEANING AND DISINFECTION WASHABLE SURFACES ceramic tiles, bathtubs, shower cubicles, floors	 Clinex Barren	Prepare a solution of required concentration (see information next to). Apply to surfaces with a sponge, mop, spraying equipment or foam-forming lance. Clean to remove dirt. For germicidal disinfection leave the product on surface for at least 5 minutes. For fungicidal disinfection leave it for at least 15 minutes. Then rinse with potable water.	Germicidal disinfection: 1% solution, contact time: at least 5 minutes. Fungicidal disinfection: 0.5% solution, contact time: at least 15 minutes.
 REGULAR CLEANING Countertops, stove, steel surfaces steel dishes enamelled chrome and stainless steel.	 Clinex Stronger	Shake well before use. Apply the product to the surface by either using a clean, damp cloth or directly onto the surface. Finish by giving the surface a thorough rinse.	Ready-for-use product